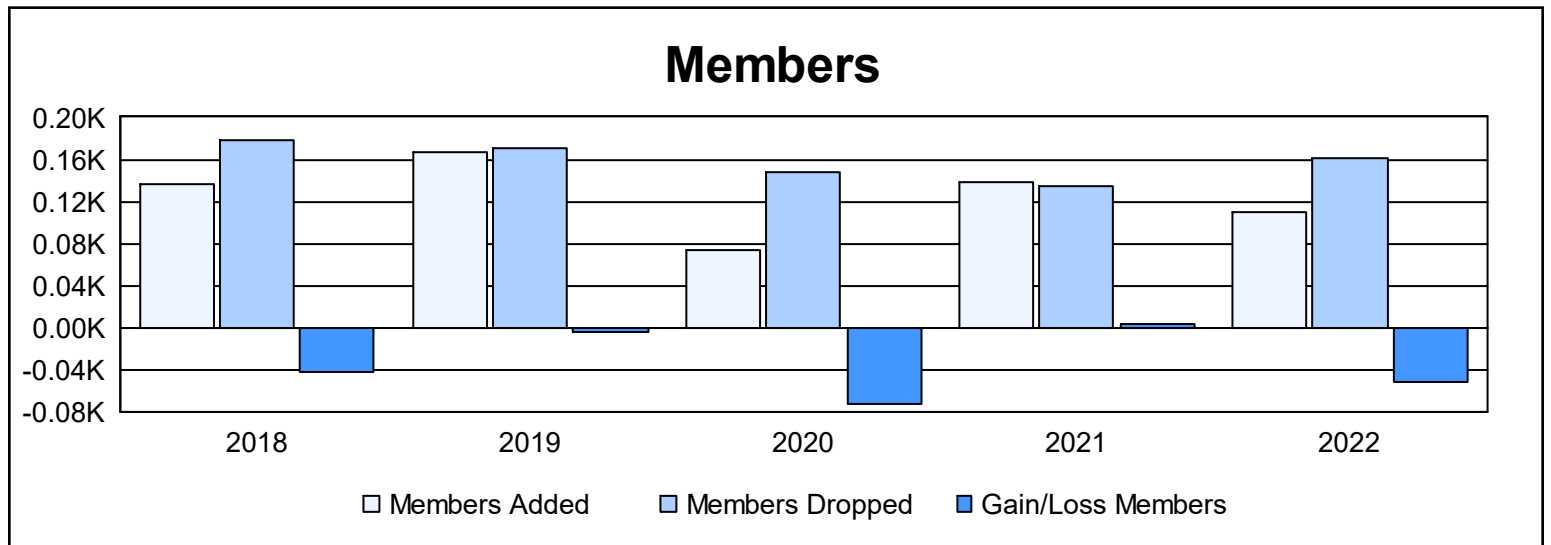
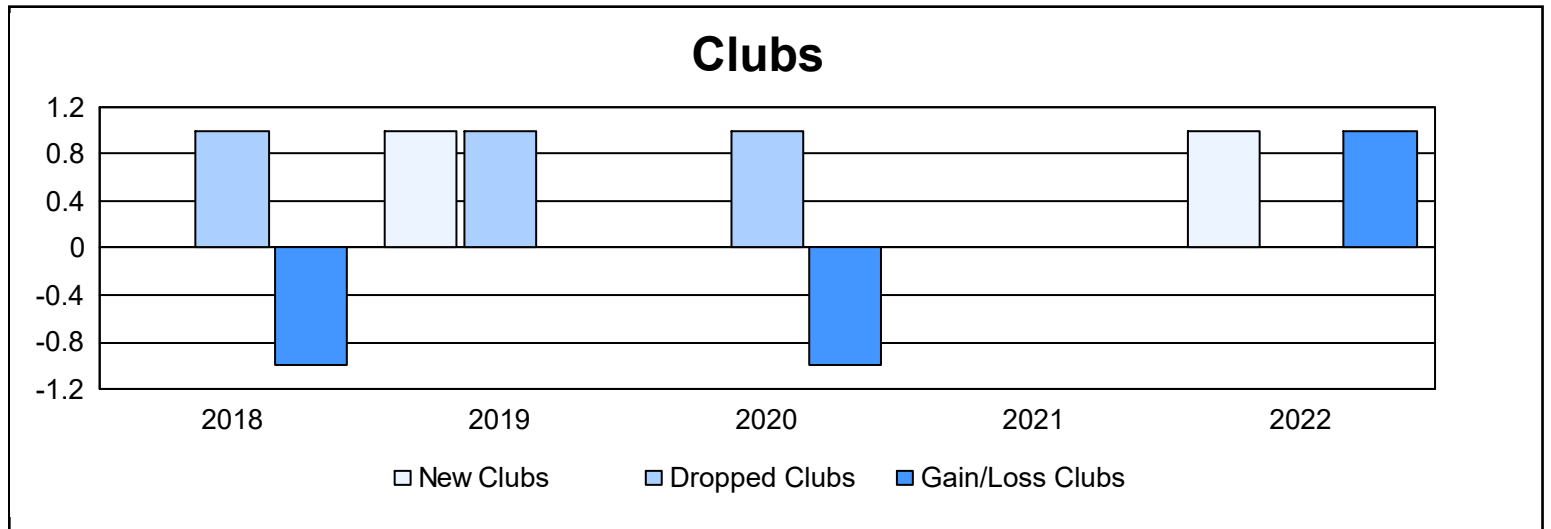
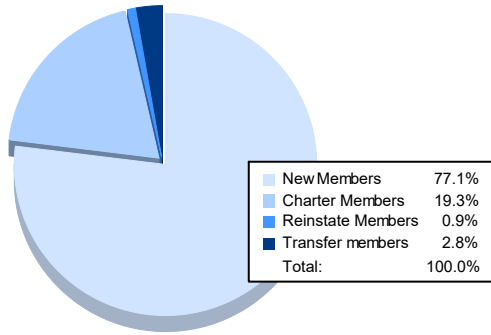


Year	New Clubs	Dropped Clubs	Gain/ Loss Clubs	New Members	Charter Members	Reinstate Members	Transfer Members	Total Member Added	Total Members Dropped	Gain/ Loss Members
2017-2018	0	1	-1	122	0	12	2	136	178	-42
2018-2019	1	1	0	128	20	14	4	166	170	-4
2019-2020	0	1	-1	67	3	4	0	74	147	-73
2020-2021	0	0	0	104	0	33	1	138	135	3
2021-2022	1	0	1	84	21	1	3	109	161	-52
<b>Average</b>	<b>0</b>	<b>1</b>	<b>0</b>	<b>101</b>	<b>9</b>	<b>13</b>	<b>2</b>	<b>125</b>	<b>158</b>	<b>-34</b>



### Membership Composition June 2022 Cumulative



### Gender Composition June 2022 Cumulative

